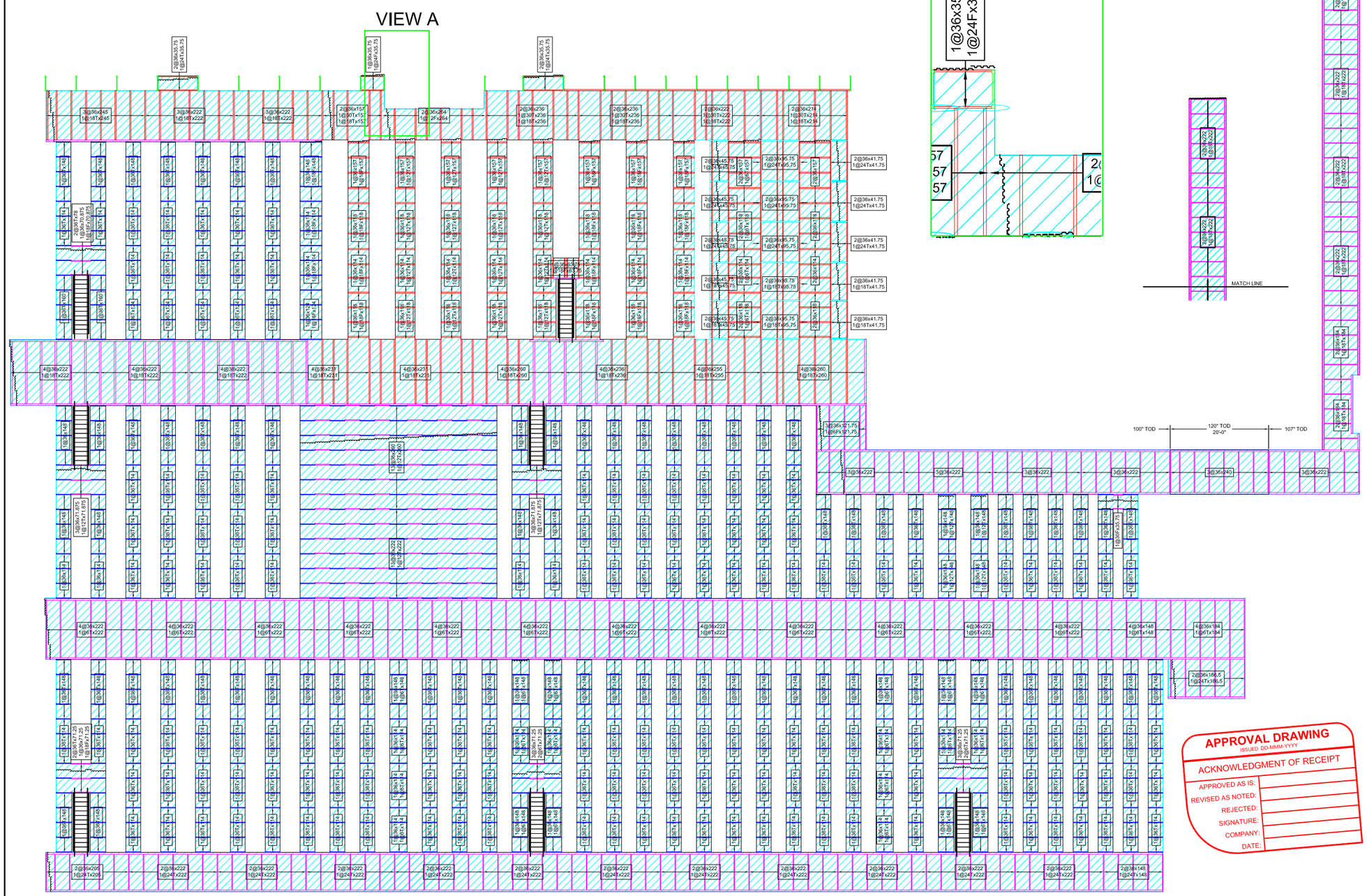

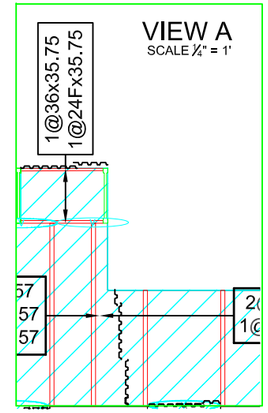

REV	CHANGE	BY	DATE

B-Deck Material
20GA White Underside

Quantity	Extra	Width	Length (in)	SF
2	0	36	264	132
21	0	36	260	1365
4	0	36	255	255
3	0	36	245	184
3	0	36	240	180
8	0	36	236	472
8	0	36	231	462
130	0	36	222	7215
2	0	36	214	107
2	0	36	205	103
2	0	36	186.5	93
8	0	36	184	368
14	0	36	157	550
29	0	36	148	1073
1	0	36	124	31
3	0	36	121.75	91
24	0	36	118	708
28	0	36	114	798
10	0	36	95.75	239
6	0	36	71.875	108
7	0	36	71.25	125
1	0	36	70.875	18
1	0	36	63.75	16
10	0	36	45.75	114
10	0	36	41.75	104
5	0	36	35.75	45
2	0	36 T	160	80
63	0	36 T	148	2331
5	0	36 T	124	155
156	0	36 T	114	4446
2	0	36 T	78	39
2	0	36 T	71.25	36
2	0	30 T	236	118
1	0	30 T	222	56
1	0	30 T	214	54
1	0	30 T	157	39
1	0	30 F	35.75	9
12	1	24 T	222	444
3	2	24 T	205	103
3	2	24 T	186.5	93
3	2	24 T	148	74
3	0	24 T	95.75	48
3	0	24 T	45.75	23
3	0	24 T	41.75	21
3	1	24 T	35.75	18
1	0	24 F	35.75	9
2	0	18 T	260	65
2	1	18 T	255	64
2	1	18 T	245	61
4	1	18 T	236	118
2	0	18 T	231	58
12	0	18 T	222	333
2	1	18 T	214	54
2	0	18 T	184	46
2	1	18 T	157	39
2	0	18 T	95.75	24
2	0	18 T	45.75	11
2	0	18 T	41.75	10
4	0	18 F	157	79
2	1	18 F	148	37
2	1	18 F	124	31
8	0	18 F	118	118
6	0	18 F	114	86
2	1	18 F	71.25	18
2	1	18 F	70.875	18
2	1	18 F	63.75	16
3	2	12 T	260	65
3	2	12 T	222	56
6	2	12 T	157	79
6	2	12 T	148	74
9	1	12 T	118	89
6	2	12 T	114	57
3	1	12 T	71.875	18
3	2	12 F	264	66
12	0	6 T	222	111
6	5	6 T	184	46
6	5	6 T	157	39
12	1	6 T	148	74
6	4	6 T	118	30
12	1	6 T	114	57
6	2	6 T	71.25	18
6	5	6 F	121.75	30
				25342

May substitue 2 @ 12T for 1 @ 24T in some cases

FASTENING DETAIL

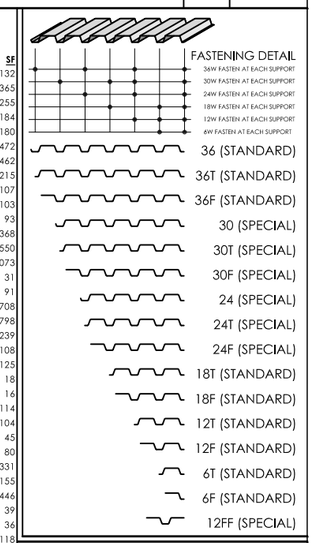

SIDE LAP

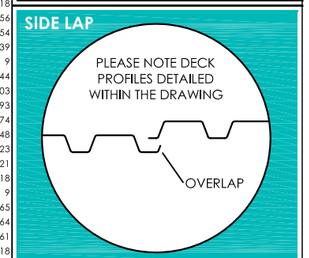

END LAP

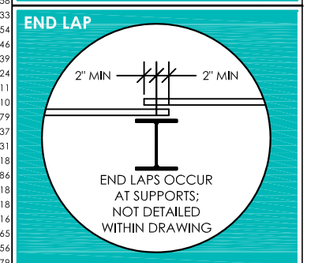

THIS DRAWING IS PROVIDED FOR THE PURPOSE OF CREATING A DECK LAYOUT OF THE FLOORING SYSTEM. CSWP IS GENERALLY NOT INVOLVED IN THE COMPLETE DESIGN AND IMPLEMENTATION OF THE END USER'S STORAGE SYSTEM AND THEREFORE NOT FULLY AWARE OF THE PROJECT SCOPE. IT IS THE RESPONSIBILITY OF THE CUSTOMER NOTED BELOW TO CONFIRM THAT ALL OF THE INFORMATION DETAILED IS ACCURATE. CSWP SHALL NOT BE RESPONSIBLE FOR ANY ERRORS, OMISSIONS, AND/OR DAMAGES RESULTING FROM THE USE OF THIS DRAWING.

APPROVAL DRAWING
ISSUED DD-MMM-YYYY

ACKNOWLEDGMENT OF RECEIPT

APPROVED AS IS:
REVISED AS NOTED:
REJECTED:
SIGNATURE:
COMPANY:
DATE:

THIS DRAWING CONTAINS CONFIDENTIAL, PATENTED, AND/OR TRADE SECRET MATERIAL. ANY USE OR DISSEMINATION WITHOUT CORNERSTONE SPECIALTY WOOD PRODUCTS' (CSWP) PRIOR WRITTEN PERMISSION IS PROHIBITED.

TOL. UNLESS OTHERWISE SPECIFIED:
LENGTH TOLERENCE:
WHOLE NUMBERS (XXX) = +(NO LIMIT) / – 0.5"
DECIMAL NUMBERS (XX.XX) = +0.0 / – 0.5"
WIDTH (AS MANUFACTURED) +/– 0.5"
36 = 37.0"; 36T = 36.0"; 36F = 34.5"
REF. OTHER WIDTH – SCALE FROM DRAWING
NOTE: WIDTH MAY BE SPRUNG +/– 1/4 TO 1/2"

DRAWN JEL 9-23-16
CHECKED
ORDER NO.

MEZZANINE FLOORING BY
CORNERSTONE SPECIALTY WOOD PRODUCTS, LLC™
resinDEK the panel of experts
12020 TRAMWAY DR. CINCINNATI, OHIO 45241 PHONE 513-772-5560 FAX 513-772-5561 INFO@RESINDEK.COM

TITLE **B-DECK LAYOUT**

CUST. PO. NO.
DWG NO. D- COR.09.23.16.ANYWHERE.WD
MATL. B-DECK
SCALE 3/32" = 1'
SHEET 1 OF 2 SHTS.